



*Model WMB3/CA-8SC/TB Wall Mount Bench, 8 ft. long
with gray powder coated frames
and black thermo-plastic coated steel channel seat.*

- **Perfect for locker rooms, pools, and parks**
- **Formed and welded 10 ga. steel channel frames**
- **Frames are Hot-Dip Galvanized after fabrication for superior corrosion resistance**
- **Thermo-plastic Coating heat fused to Steel Channel Seat for durability**
- **Thermo-plastic Coating formulated with U.V. stabilizers for ultraviolet protection**

SPECIFICATIONS:

- **WMB Series** wall mount bench is designed to mount to hard surface walls.
- Frames are constructed of 10 ga. formed and welded steel 2-5/16" x 1-7/16" channel with three 7/16" dia. holes for attachment to wall with suitable anchors (anchors not included).
- **Model WMB3-6** is a nominal 6' long with three frames.
- **Model WMB3-8** is a nominal 8' long with three frames.
- Bench is designed to be mounted 18" above the floor level.
- Front of seat extends 15-3/8" out from wall.
- **Standard:** All steel frame components are hot-dip galvanized after fabrication to ASTM-A123 to maintain an average zinc coating of 2.0 oz. per sq. ft. of surface area (indicated by "/G" in model no., e.g. WMB/G-6SC/TW).
- Steel channel seat and back are each a one-piece welded construction, fabricated from 16 ga. steel plate formed to nominal dimensions of 2" x 4" lumber, with 10 ga. bracing (indicated by "SC" in model no., e.g. WMB/G-6SC/TW). Structure includes all mounting holes for assembly of bench.
- **Standard:** All steel surfaces of the seat are covered with a thermo-plastic coating in a Brown color (indicated by "/TW" in model no., e.g. WMB/G-6SC/TW). The UV-stabilized thermo-plastic coating is applied in a multi step process of material preparation and finish application designed to permanently heat fuse and bond the finish to the steel. The thermo-plastic polyethylene finish is impact resistant, does not support mold or mildew, and the textured matte surface is less susceptible to marring and scuffing.
- All fasteners are provided for assembly.
- **Optional:** Color choices of powder coated steel frame components. For optional colors choices see Specification Bulletin #SPC-CO-001.
- **Optional:** Color choices of Thermo-plastic coated steel components. For optional colors choices see Specification Bulletin #SPC-CO-001.

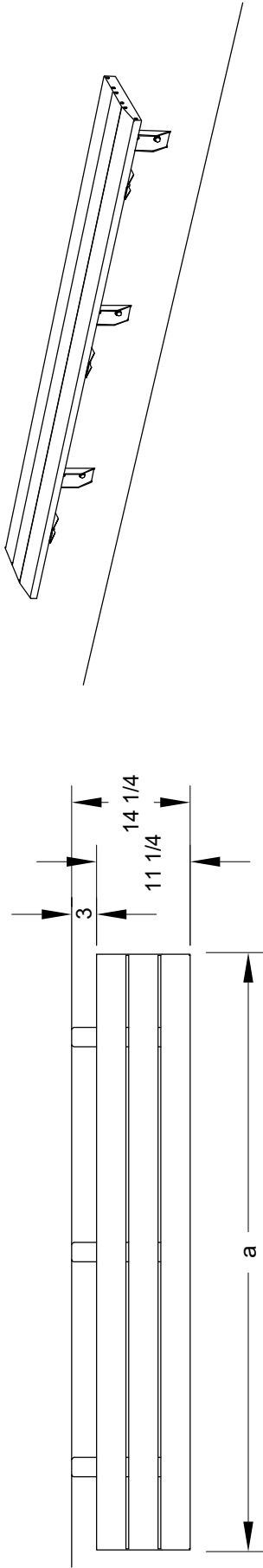
AVAILABLE OPTIONS

- **6' or 8' lengths**
- **Powder Coat Finish in choice of colors for steel frame components**
- **Choice of colors of Thermo-plastic Coating**

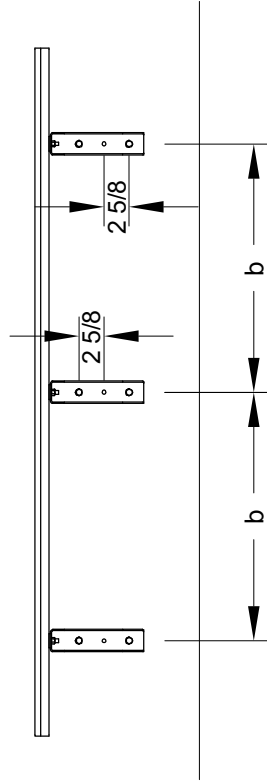
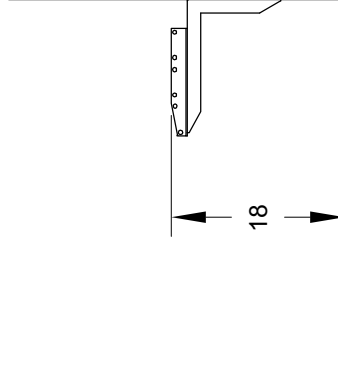
RJ Thomas Mfg. Co., Inc.

PO Box 946 • Cherokee, IA 51012-0946 • PH: 712-225-5115 • 800-762-5002 • FAX: 712-225-5796
E-mail: pilotrock@rjthomas.com • Web Site: <http://www.pilotrock.com>

© 2012 RJ Thomas Mfg. Co., Inc. PILOT ROCK® Park Products is a registered trademark of RJ Thomas Mfg. Co., Inc.



MODEL	DIMENSION	
	a	b
WMB3-6	72	25 7/8
WMB3-8	96	35



ALL DIMENSIONS IN INCHES

RJ Thomas Mfg. Co., Inc.
P.O. Box 946 • Cherokee, IA 51012-0946

DRAWN BY
WWM

TITLE **WMB SERIES 6, AND 8 FOOT WALL MOUNT BENCH
WITH THERMO-PLASTIC COATED STEEL CHANNEL SEAT**

DATE 5-25-12

DWG. NO.

AI-2030